

Light Shooter Wall-Washer Trimmed

Ceiling Recessed Trimmed Fixed Wall Wash

Description

High performance recessed luminaires that combines the latest LED technology and a very efficient conical system. The Light Shooter is designed to give you the highest output with excellent glare protection. Offering a wide range of options, optics and accessories, the Light Supply is available in fixed, wall-washer and adjustable versions, as well as trimmed and trimless, making a complete family that can be used throughout a project for many different lighting needs.

Lamps

LED: Cree
11W, 1060lm, 3000K, CRI 90
11W, 910lm, 2700K, CRI 90

Delivered lumen from 528 lm up to 576 lm

Construction

Die Cast aluminium lamp body.

Electrical

Constant current, low voltage 11W LED (integral)

0-10v dimmable constant current driver and ELV.

Finish

40= White 14= Black



Notes

Factory suggests 10" (254mm) minimum plenum height.

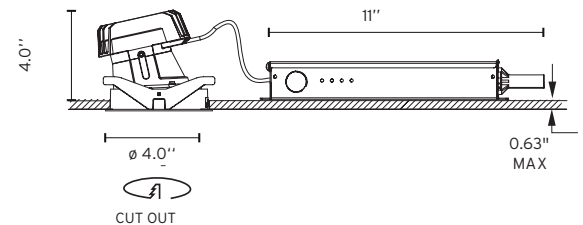
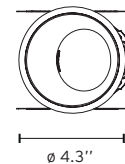
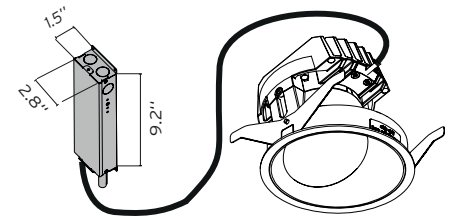
Listings: UL Listed, IP44. The fixture comes with an additional accessory for IP54.

Warranty

2 years from date of sale.

Photometrics

For current IES files please visit architectural.flosusa.com



How to Specify

ex. 03.6568.40AUL

QTY	Item Number	Description	Finish	Power Supply
	03.6568	Light Shooter Wall-Washer Trimmed, LED, 11W, 1060lm, 3000K, CRI 90	<input checked="" type="checkbox"/> 14 = Black <input type="checkbox"/> 40 = White	AUL = Splice Box, 1% dim, 0-10V, 120V A7U = Splice Box, 1% dim, 0-10V, 277V AGT = Splice Box, 10% dim, ELV, 120V
	03.6569	Light Shooter Wall-Washer Trimmed, LED, 11W, 910lm, 2700K, CRI 90	<input checked="" type="checkbox"/> 14 = Black <input type="checkbox"/> 40 = White	UL = Splice Box, 1% dim, 0-10V, 120V 7U = Splice Box, 1% dim, 0-10V, 277V GT = Splice Box, 10% dim, ELV, 120V

Light Shooter Wall-Washer Trimmed
Ceiling Recessed Trimmed Fixed Downlight

Optional Accesories

Image	QTY	Item Number	Description
		TRAY-0016	Registration Tray -non electrical, place holder for non IC new construction, Ø 4"