

Easy Kap 80 (ø3.2") Round Adjustable Ceiling Recessed Trim Downlight

Description

LED luminaire for recessed mounting into plasterboard ceilings. The Easy Kap version has an aluminium injected body with a liquid paint, dust and/or metallic copper finish with a plastic diffuser included. It does not need a pre-installation frame. Thanks to remote-phosphor technology, the LED modules of the Phosphor LED version offer maximum quality light, the perception of objects and spaces, reaching chromatic reproduction indices of 90. The LED modules installed on the LED Array versions have cutting-edge technology that permits a lower average temperature in the electronics. Thanks to this feature, the luminaire can operate at a higher power inside the safety parameters yet still offer 20% added luminous flux.



Lamps

LED ARRAY: Bridgelux
 9.2W, 935lm, 2700K, CRI 90
 9.2W, 974lm, 3000K, CRI 90

Delivered lumens* from 471lm up to 725lm.

*Depending on the beam angle, reflector finish and diffuser.

Construction

Luminaire body made of die cast aluminium
 Softening diffuser provided

Factory recommends 9" minimum plenum height when installing driver splice box from below

Photometrics

For current IES files please visit usa.flos.com

Warranty

2 years from date of sale.

Finish

O1 White CU Copper 14 Black



BU Blue GL Matt Gold



Electrical

Fixture is constant current, low voltage LED with integral power supply

Fixture is 9.2 watts

Notes

Pre-installation frame has to be ordered separately

Non IC rated luminaire

Splice Box has to be ordered separately.
 3 Options:

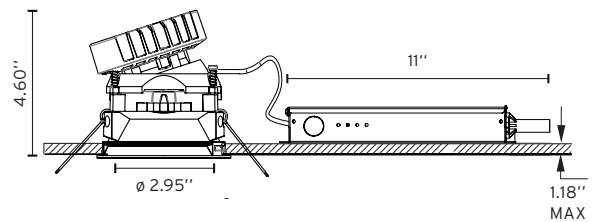
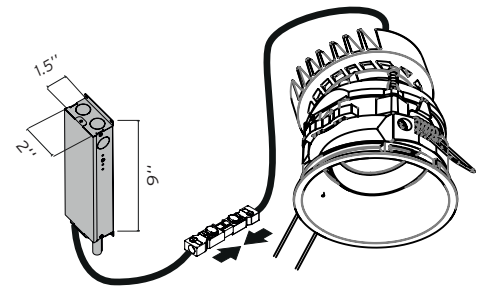
- 0-10V Dimming 120V
- 0-10v Dimming 277 V
- ELV Dimming 120 V

Available in 5 different finishes: Black, White, Gold, Copper and Blue

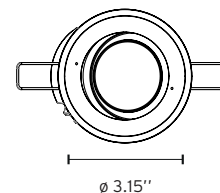
Maximum tilt angle for the Kap 80 (3.2") adjustable version is 20°

LED included not replaceable

Listings: UL listed, IP44

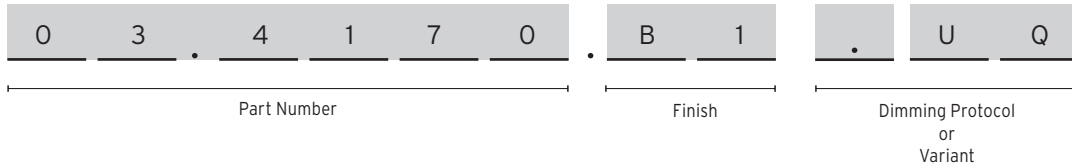


CUT OUT



Easy Kap 80 (ø3.2") Round Adjustable Ceiling Recessed Trim Downlight

How to Specify



How to Specify

ex. 03.4170.B1.UQ

Part Number	CCT	CRI	Initial Lumens	Watts	Beam Angle	Finish	Dimming Protocol
03.4170	3000	90	974	9.2W	19°	<ul style="list-style-type: none"> <input type="checkbox"/> B1 = White <input type="checkbox"/> 74 = Black <input type="checkbox"/> CU = Cooper <input type="checkbox"/> BU = Blue <input type="checkbox"/> GL = Gold 	UQ = US product. Splice Box* not included *Has to be Always supply by FLOS
03.4153	2700		935		26°		
03.4171	3000		974		26°		
03.4155	2700		935		26°		
03.4172	3000		974		50°		
03.4157	2700		935		50°		

Required Splice Box

QTY	Image	Item Number	Description
		SP14W500MA-ELV-E01	Splice Box 14W, 20% dim, ELV, 120V. Size: 11" x 2" x 1.5"
		SP14W500MA-120-V01	Splice Box 14W, 1% dim, 0-10V, 120V. Size: 11" x 2" x 1.5"
		SP14W500MA-277-V01	Splice Box 14W, 1% dim, 0-10V, 277V. Size: 11" x 2" x 1.5"

Easy Kap 80 (ø3.2") Round Adjustable
Ceiling Recessed Trim Downlight

Optional Accessories

Image	QTY	Item Number	Description
		TRAY-0001	Registration Tray -non electrical, place holder for non IC new construction, ø 2.95