

## Kap ø80 (ø3.2") Round Wall-Washer

Ceiling Recessed Trimless Downlight

### Description

LED trim-less luminaire for recessed mud-in mounting into plasterboard. Die-cast aluminum body with satin or metallic paint finish. A pre-installation frame is required. This LED downlight uses cutting edge technology which creates a higher powered downlight due to cooler operating electronics yielding 20% higher luminous flux than earlier models. The Trimless Ø80 mm (3.2") version has an exclusive Fast&Perfect installation tool.

### Lamps

LED ARRAY: Bridgelux  
9.2W, 935lm, 2700K, CRI 90  
9.2W, 974lm, 3000K, CRI 90

Delivered lumens\* from 540 lm up to 654 lm.

\*Depending on the beam angle, reflector finish and diffuser.

### Construction

Luminaire body made of die cast aluminium  
Softening diffuser provided

Factory recommends 9" minimum plenum height when installing driver splice box from below

### Photometrics

For current IES files please visit [usa.flos.com](http://usa.flos.com)

### Warranty

2 years from date of sale.

### Finish

B1 White  CU Copper  74 Black  BU Blue  GL Matt Gold



### Electrical

Fixture is constant current, low voltage LED with integral power supply

Fixture is 9.2 watts

### Notes

Pre-installation frame has to be ordered separately

Non IC rated luminaire

Splice Box has to be ordered separately.  
3 Options:

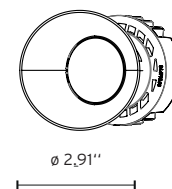
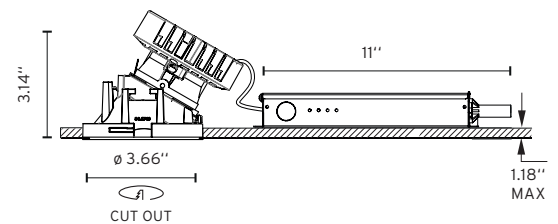
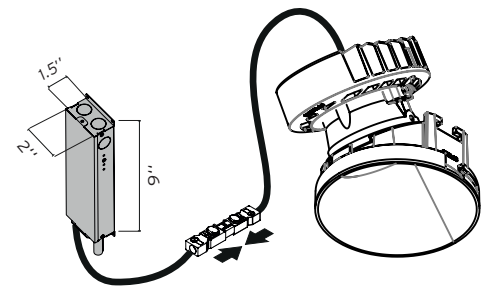
- 0-10V Dimming 120V
- 0-10v Dimming 277 V
- ELV Dimming 120 V

Available in 5 different finishes: Black, White, Gold, Copper and Blue

Maximum tilt angle for the Kap 80 (3.2") adjustable version is 20°

LED included not replaceable

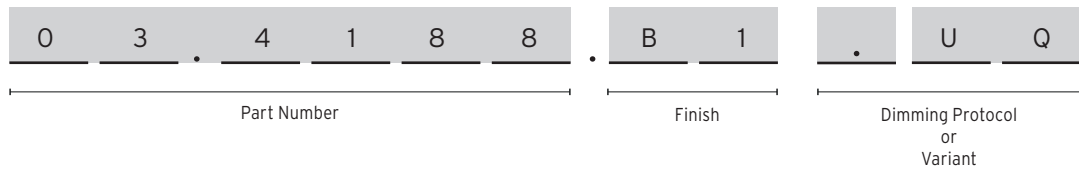
Listings: UL listed, IP44



## Kap ø80 (ø3.2") Round Wall-Washer

Ceiling Recessed Trimless Downlight

### How to Specify



How to Specify ex. 03.4188.B1.UQ


Part Number	CCT	CRI	Initial Lumens	Watts	Beam Angle	Finish	Dimming Protocol
03.4188	3000	90	974	9.2W	19°	<input type="checkbox"/> B1 = White <input type="checkbox"/> 74 = Black <input type="checkbox"/> CU = Cooper <input type="checkbox"/> BU = Blue <input type="checkbox"/> GL = Gold	UQ = US product. Splice Box* not included *Has to be Always supply by FLOS
03.4189	2700	90	935				

### Required Splice Box

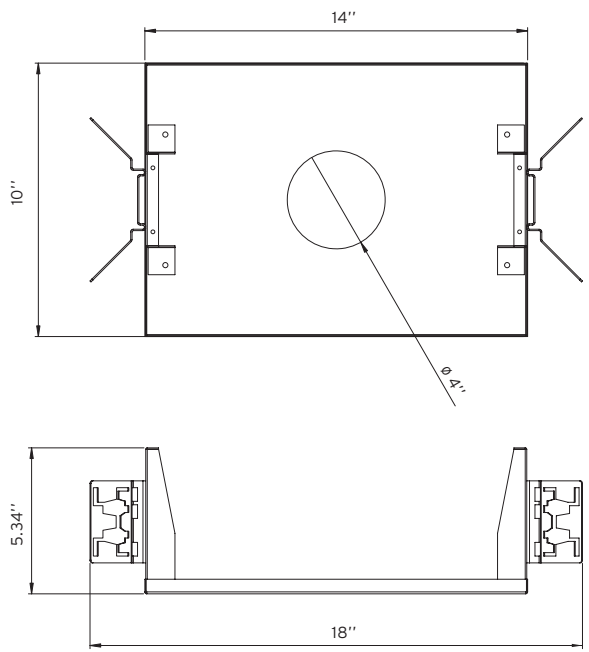
QTY	Image	Item Number	Description
		SP14W500MA-ELV-E01	Splice Box 14W, 20% dim, ELV, 120V. Size: 11" x 2" x 1.5"
		SP14W500MA-120-V01	Splice Box 14W, 1% dim, 0-10V, 120V. Size: 11" x 2" x 1.5"
		SP14W500MA-277-V01	Splice Box 14W, 1% dim, 0-10V, 277V . Size: 11" x 2" x 1.5"

**Kap ø80 (ø3.2'') Round Wall-Washer**  
Ceiling Recessed Trimless Downlight

**Required Accessories**

Image	QTY	Item Number	Description
		08.9102.00	Installation trimless Frame Kap80 Round

**Optional Accessories**

Image	QTY	Item Number	Description
		TRAY-0016	Registration Tray -non electrical, place holder for non IC new construction, Ø 4"